




NDMC Parking Site Wise Details of Area & Capacity

Sr. No.	Site Name	Group	Total Area in Sq. Mtrs	Area Available in Sq. Mtrs.	Capacity 4W	Capacity 2W
1	A BLOCK INNER CIRCLE	1	2175	2175	110	50
2	A BLOCK RR3+ MIDDLE CIRCLE	1	166	166	15	0
3	G BLOCK OPP. MADRAS HOTEL	1	847	847	45	0
4	G BLOCK IN FRONT OF MARINA HOTEL	1	605	605	40	0
5	G BLOCK RR2	1	318	318	20	0
6	G BLOCK RR3	1	350	350	20	0
7	B BLOCK INNER CIRCLE	1	2131	2131	120	35
8	B BLOCK RR3	1	389	389	25	0
9	B BLOCK RR4	1	421	240	20	0
10	B BLOCK MIDDLE CIRCLE	1	432	432	35	0
11	H BLOCK OUTER CIRCLE	1	1618	1530	100	0
12	H BLOCK RR3	1	350	350	20	0
13	H BLOCK RR4	1	280	280	25	0
14	H BLOCK ENTRY ARCH	1	2320	120	0	50
15	C BLOCK INNER CIRCLE	1	738	738	60	0
16	C BLOCK RR4	1	150	150	15	0
17	C BLOCK RR5	1	90	90	10	0
18	C BLOCK MIDDLE CIRCLE	1	168	168	15	0
19	K BLOCK OUTER CIRCLE	1	870	870	40	60
20	K BLOCK RR4	1	343	343	25	0
21	D BLOCK INNER CIRCLE	1	790	790	70	45
22	D BLOCK RR5	1	319	319	25	0
23	D BLOCK RR6	1	384	384	30	0
24	D BLOCK MIDDLE CIRCLE	1	168	168	15	0
25	L BLOCK OUTER CIRCLE	1	680	680	50	0
26	L BLOCK RR5	1	401	313	20	0
27	L BLOCK RR6 NIRULA HOTEL	1	468	414	25	0
28	E BLOCK INNER CIRCLE	1	2440	2440	140	40
29	E BLOCK RR6	1	397	243	15	0
30	E BLOCK RR7 + MIDDLE CIRCLE	1	140	140	40	0
31	M BLOCK OUTER CIRCLE	1	1350	1350	100	0
32	M BLOCK RR6	1	485	485	30	0
33	M BLOCK RR7	1	534	534	30	0
34	F BLOCK INNER CIRCLE	1	2340	2340	130	70
35	F BLOCK RR1+MIDDLE CIRCLE	1	242	242	50	0
36	F BLOCK RR7	1	328	328	20	0
37	N BLOCK OPP SCINDIA HOUSE	1	1249	1009	74	0
38	N BLOCK RR7	1	201	201	15	0
39	N BLOCK RR1	1	310	310	20	0
40	PALIKA PLACE	2	1413	800	70	30
41	SHANKAR MARKET	2	1093	1000	67	10
42	SUPER BAZAR	2	492	492	35	20
43	SCINDHIA HOUSE IN FRONT OF FM	2	574	400	15	40
44	SCINDHIA HOUSE IN FRONT OF TBD JEWELLERS	2	504	400	15	40
45	ALLAHABAD BANK	2	150	150	10	20
46	RIVOLI CINEMA	2	238	238	15	20



S.O. (Ent)
 In

47	BKS MARG GROUND FLOOR	2	1112	650	25	30
48	BKS MARG BASEMENT	2	1131	600	25	35
49	P- BLOCK	2	736	736	30	40
50	BANGLA SWEET	2	220	220	18	0
51	DAV	2	220	160	10	0
52	KALI MANDIR	2	952	420	35	0
53	CONNAUGHT HOTEL	2	254	63	15	0
54	CHEMSFORD ROAD	2	117	117	5	20
55	YASHWANT PLACE	3	1697	1697	90	50
56	SATYA MARG	3	1391	1391	90	30
57	DELHI HAAT CAR PARKING	3	1438	1088	60	0
58	DELHI HAAT SCOOTER PARKING	3	190	190	0	30
59	PALIKA BHAWAN	3	1285	450	30	20
60	MALCHA MARG MARKET	3	2412	2412	140	50
61	ASHOKA HOTEL	3	2077	2077	100	30
62	NITI MARG	3	3457	3457	140	40
63	RAIL MUSEUM	3	1608	1428	30	10
64	CLARIDGE HOTEL	4	360	360	20	20
65	PATIALA HOUSE COURT	4	317	317	5	40
66	NSUI/OLD QUILA ROAD	4	2599	2599	140	0
67	DOOR DARSHAN BHAWAN& KAMANI	4	850	850	40	50
68	SANGEET BHARTI & FICCI	4	407	407	30	20
69	PANDARA ROAD MARKET	4	584	584	35	20
70	THAPAR HOUSE	4	781	781	40	10
71	BEHIND JANPATH HOTEL	4	1193	1193	70	30
72	BEHIND IMPERIAL HOTEL	4	350	350	20	10
73	EASTERN COURT	4	867	715	30	40
74	Jeevan Tara & JEEVAN DEEP Building	4	1060	885	40	30
75	AKASHWANI BHAWAN	4	2903	2903	120	100
76	RR KG MARG	4	1901	1901	100	150
77	RR JH MARG	4	2064	2064	100	150
78	RR CHILDREN PARK	4	2136	1996	100	150
79	AKASHDEEP TO WTT	5	1172	1100	90	50
80	JANPATH GUEST HOUSE	5	1082	700	50	40
81	IN FRONT OF SONA RUPA	5	517	300	40	60
82	INDIAN COFFEE HOUSE	5	2393	1980	170	0
83	JEEVAN BHARTI BULDING	5	2496	2401	100	50
84	IOB	5	693	300	25	15
85	STATESMAN HOUSE	5	249	200	10	100
86	GOPALDAS BLD	5	1674	1500	20	130
87	KANCHANJAGA	5	466	350	30	20
88	HANS PLAZA	5	909	200	0	150
89	AKASHDEEP BUILDING	5	291	180	0	75
90	KEELING LANE	5	2688	2500	180	70
91	BEHIND MOHAN DEV BUILDING	5	711	320	40	0
92	TOLSTOY HOUSE	5	267	160	20	20
93	DLF BLD	5	659	350	40	20
94	MERCENTILE HOUSE	5	608	300	20	100
			87995	76364	4454	2635


S.O. (Ent.)




12 BHAGIDARI PARKING SITE IN NDMC AREA

1	British School	2684	Near British School, Chanakya Puri	1	158 approx @17 per sq.mtr
2	Sita Travels	279	Chander Gupta Marg, Chanakya Puri	1	16 approx @17 per sq.mtr
3	Shikar Travels	279	Chander Gupta Marg, Chanakya Puri	1	16 approx @17 per sq.mtr
4	Imperial hotel	624	Behind Imperial Hotel, Janpath	1	37 approx @17 per sq.mtr
5	Taj hotel	167	Adjacent to Taj hotel	1	10 approx @17 per sq.mtr
6	American Embassy	1891	American Embassy, Chanakya Puri	1	111 approx @17 per sq.mtr
7	Bengali Mkt. Traders Association	358	Bengali Market	1	21 approx @17 per sq.mtr
8	Primus Hospital	623	Primus super Speciality hospital	1	36 approx @17 per sq.mtr
9	INA Mkt traders Association	1680	In front of INA Market	1	99 approx @17 per sq.mtr
10	Khan Mkt. Traders Association	5700	Khan Market	1	335 approx @17 per sq.mtr
11	Park hotel	836	In front of Park hotel	1	49 approx @17 per sq.mtr
12	Registrar General & Census Commissioner	586	In front of 2-A Man Singh road	1	34 approx @17 per sq.mtr


S.O. (Ent.)

23

MLCP DLF (2)					
1.	DLF	33633.28	BKS Marg (MLP)	1	1408
2.	DLF	16200	Sarojini Nagar (MLP)	1	824
NDMC Multi level Car Parking (1)					
1.	Under Ground Parking (Palika Bazar)	34000	Palika Bazar	1	975 Cars & 450 Two-wheelers


S.O. (Enf.)


Parking sites/clusters (10) in and around Sarojini Nagar				
Transport Department, NDEMC	7950	Sarojini Nagar	10	467 approx @17 per sq.mtr

cf ✓
S.O. (Exp.)
Joh

Parking rates in NDMC area for SURFACE PARKING


Sr.No.	Vehicle type	Parking Rates
1	Four Wheeler	Rs.20 per hour or part thereof subject to maximum of Rs.100 per day
2	Two Wheeler	Rs.10 per hour or part thereof subject to maximum of Rs.50 for the day
3	Monthly Charges	For car is fixed at Rs.2,000 and for two wheelers at Rs.1,000

Parking Rates in NDMC area for Multilevel Parking.

Sr.No.	Vehicle Type	Parking Rates
1	Four Wheeler	Rs. 10 upto 4 hours Rs. 10 + Rs. 5 upto 8 hours Rs. 30 + Rs. 5 beyond 8 hours upto 14 hours i.e upto 10:00 PM) for every subsequent hour or part thereof.
2	Two Wheeler	Rs. 5 upto 4 hour Rs. 15 upto 8 hour Rs. 25 beyond 8 hour upto 14 hour (i.e. 10:00 PM) for every subsequent hour or part thereof.

Parking Rates in NDMC area for under ground Palika parking

Sr.No.	Vehicle Type	Parking Rates
1	Four Wheeler	Rs. 10/- upto 4 hour Rs. 10 + Rs. 5/- for every subsequent hour or part thereof upto 8 hour Rs. 30/- + Rs.5/- for every subsequent hour or part Thereof upto 14 hour
2	Two Wheeler	Rs. 5/- upto 4 hour Rs. 15 upto 8 hour Rs. 25/- upto 14 hour


S.O. (Est.)
